

The Proper Way

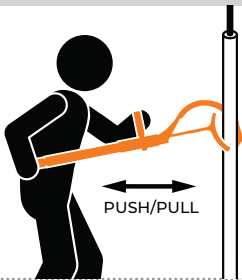
TO KEEP YOUR

HANDS OFF IT™

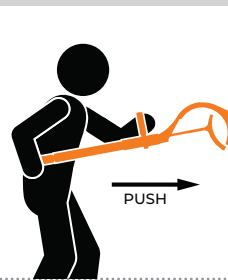
WHEN USING A **GRABIT™**

The GrabIt™ hand safety tool enables users to securely maneuver suspended tubulars while enabling hands-free operations. The tool firmly closes around a pipe or other like object, ensuring a solid grasp on the object being guided or pulled. Its head also provides a designated area to use the tool to push an object.

USE THE GRABIT HAND SAFETY TOOL TO:



Capture and control suspended tubulars or cylindrical objects 3"-10" in diameter




Push suspended objects utilizing the tool's concave head

How to Use

TO OPEN



Wrap one hand around the trigger area and hold the hand grip in the other hand



Depress the trigger and pull back on end grip to open

TO CLOSE



While holding the side handle in one hand and the end grip in another hand



Push the end grip in incremental units to securely close the jaw around the vertically suspended tubular



MADE IN THE U.S.A.



800.674.9224

PROPER HAND PLACEMENT



✓ DO'S



Always wear proper personal protective equipment as the job requires



Inspect the tool before each use



Use both hands when operating tool



Stand with both feet firmly planted on the ground

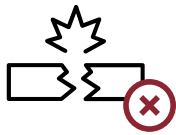


Use only for suspended load pushing / pulling / guiding / maneuvering applications



Clean tool after each use and store in clean, dry environment

✗ DONT'S



Do not use the tool if damaged



To prevent damage to the jaw arm, do not use the tool at a high angle



Do not use tool while tired or under the influence of drugs, alcohol, or medication



Do not overreach

