

The Proper Way TO KEEP YOUR HANDS OFF IT™

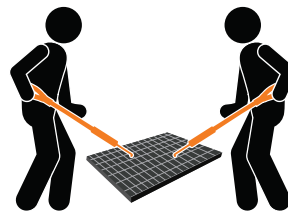
WHEN USING A HOOKIT™

The HookIt™ is a hand safety tool that helps you maintain control of an item while keeping hands away from “No-Touch” hazards. It acts as an extension of a worker’s body to move, push or reposition an item, keeping users out of the danger zone while sustaining control of the object. It can also be used as a rigid tagline.

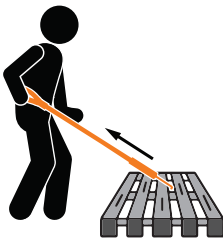
USE THE HOOKIT HAND SAFETY TOOL TO:



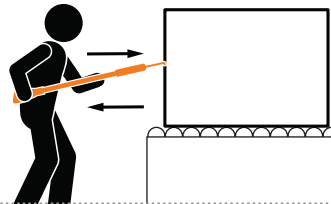
Pull, drag, or lift grating up to 50 lbs. per tool



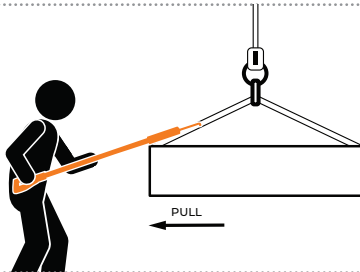
Team lift a piece of grating up to 50 lbs. per tool



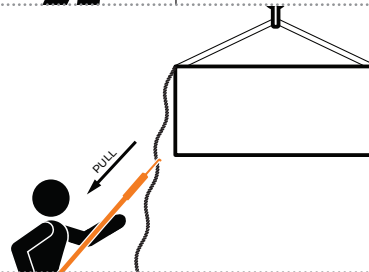
Pull or drag pallets



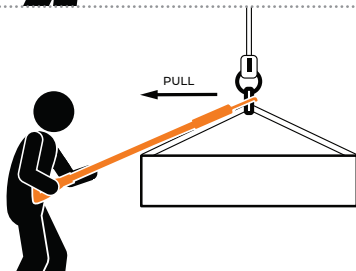
Push or pull objects on a rolling rack




Hook around a sling leg to pull a suspended load



Retrieve taglines out of the line of fire



Hook into a lifting eye to maneuver a suspended load



Hook into a flange hole opening to maneuver a wellhead or valve





MADE IN THE U.S.A.



800.674.9224

PROPER HAND PLACEMENT



✓ DO'S



Always wear proper personal protective equipment as the job requires



Inspect the tool before each use



Use both hands when operating tool



Stand with both feet firmly planted on the ground

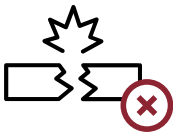


Use only for pushing / pulling / guiding / maneuvering / lifting items up to 50 lbs. per tool



Clean tool after each use and store in clean, dry environment

✗ DONT'S



Do not use the tool if damaged



Do not use the tool as a pry bar



Do not use tool while tired or under the influence of drugs, alcohol, or medication



Do not overreach